

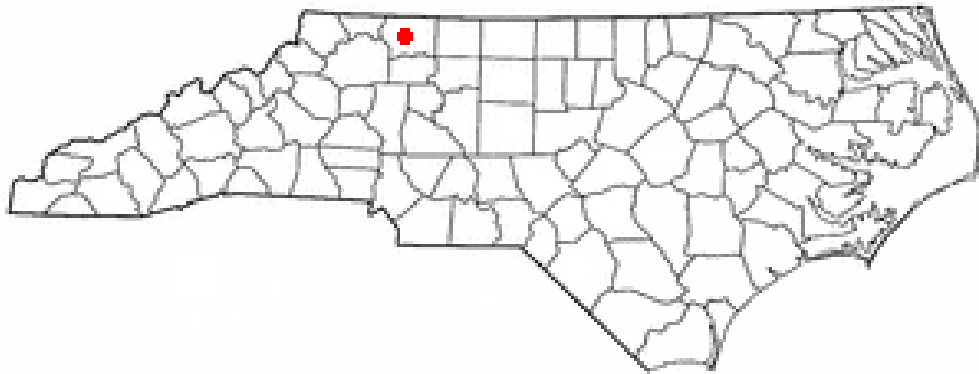
Eliminating Barriers to Academic Supports:

***Flexible and Proactive Tutoring for
Student Success***

Alan Unsworth
Dean of Instructional Support
Surry Community College



Surry Community College – General Context



- Rural NW NC
- 1,400 FTE • 3,000 Total Enrollment
- 46% Early College & CCP
- 72% Part-time

Academic Support Context, 2016 - 2019



2020 & 2021 ...

- Tutoring numbers dropped substantially
- Success rates dropped institutionally
- I.R. saw the correlation
- Worked in tandem

NCCCS Performance Measures

- Funding left on the table
- Cohort impact
 - Fall registration
 - “A” and “P” coded students
- Math & English were “in the red”
 - Online dragging us down

COACHES

- Online gateway MAT/ENG
- Embedded as co-instructors
 - Full Moodle and Aviso/Watermark access and usage
- Highly intrusive, close relationship with faculty
- Flexible, accessible support option for students
- Engage students, connection to college
 - Tutoring is secondary
- Keep logs of communication and info about students
- Weekly reports to assigned faculty
- Monthly check-ins with me

GATEWAY MATH

- Hired 3 PT “Coaches”
 - Work with online sections only
 - Embedded as co-instructors
 - Job is to engage students, eventually to tutoring
- Required and incentivized tutoring
 - Part of syllabus template (1 hr. before 1st test)
 - Extra credit after 1 hr. of tutoring
- Weekly meetings
- Weekly spreadsheet maintained by IA

GATEWAY ENGLISH

- Hired 2 PT “Coaches”
 - Work with online sections only
 - Embedded as co-instructors
 - Job is to engage students, eventually to tutoring
- Incentivized tutoring
 - Left to instructor and not standardized
- Weekly meetings
- Weekly spreadsheet maintained by IA

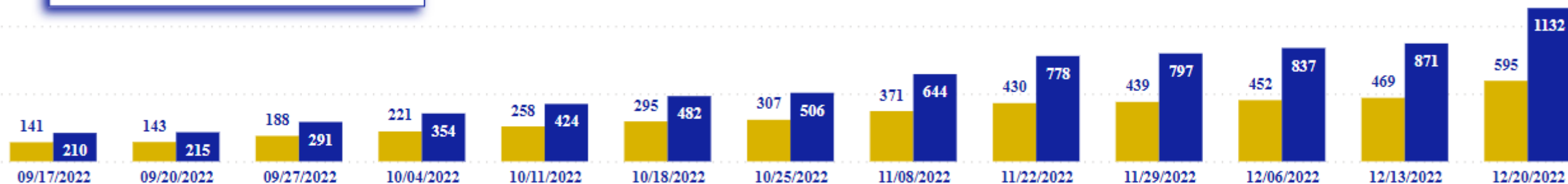
Tutor.com Asynchronous Tutoring

- Staffing challenge
- Philosophical Issues
- Expensive
- Tutor.com Paper Drop-off and Question Service



● Count of Student Id ● Count of Grade

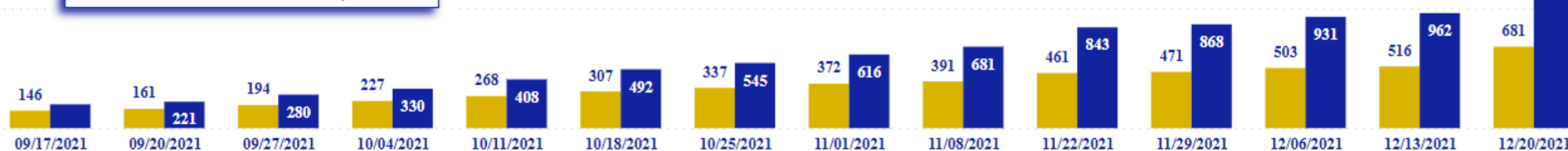
2022 Fall CU Enrollment- 2,929



21FA Weekly Non Successful (F, W, WE, WF) Grades

● Count of Student Id ● Count of Grade

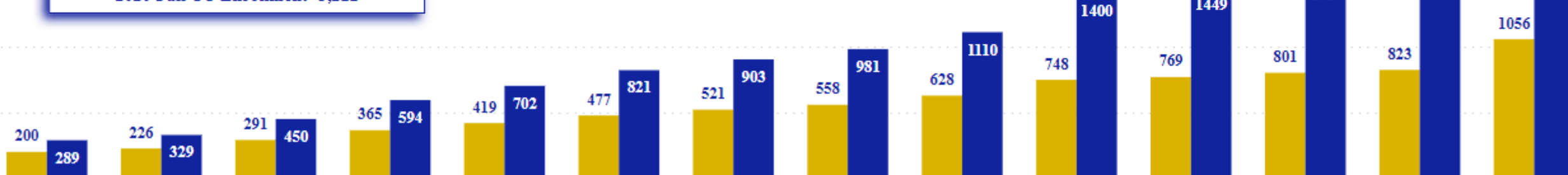
2021 Fall CU Enrollment- 2,962



20FA Weekly Non Successful (F, W, WE, WF) Grades

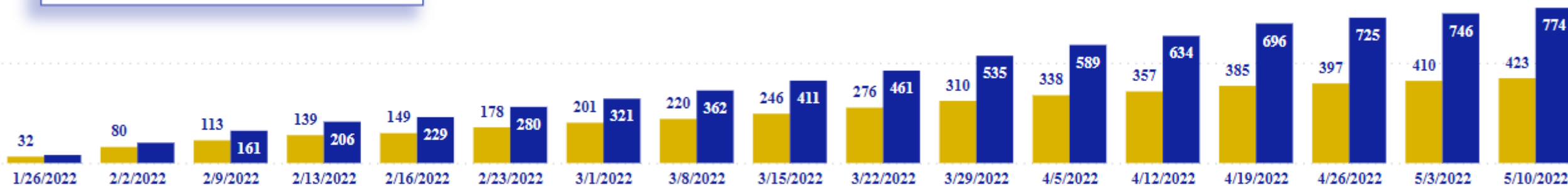
● Count of Student Id ● Count of Grade

2020 Fall CU Enrollment- 3,222



● Count of Student Id ● Count of Grade

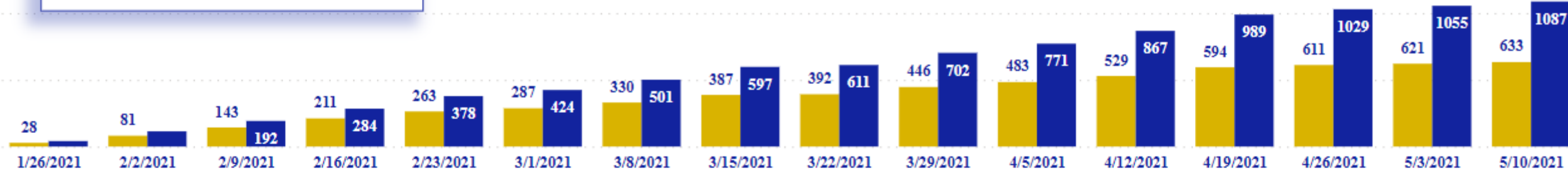
2022SP CU Enrollment (as of 2/16/22) - 2,760



21SP Weekly Non Successful (F,WF,WE,W) Grades

● Count of Student Id ● Count of Grade

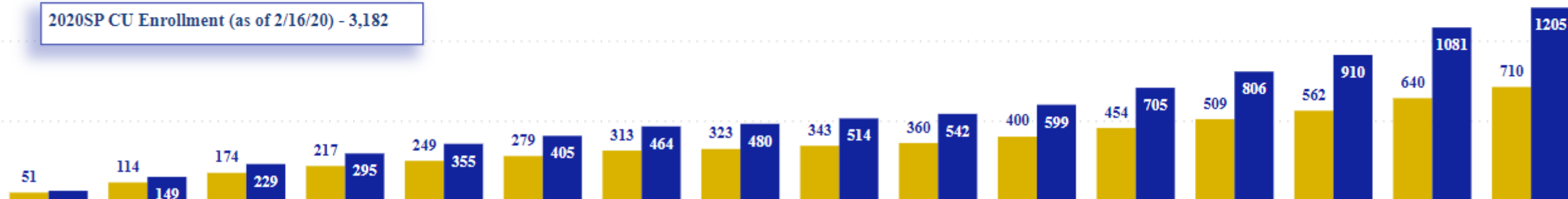
2021SP CU Enrollment (as of 2/16/21) - 2,927



20SP Weekly Non Successful (F,WF,WE,W) Grades

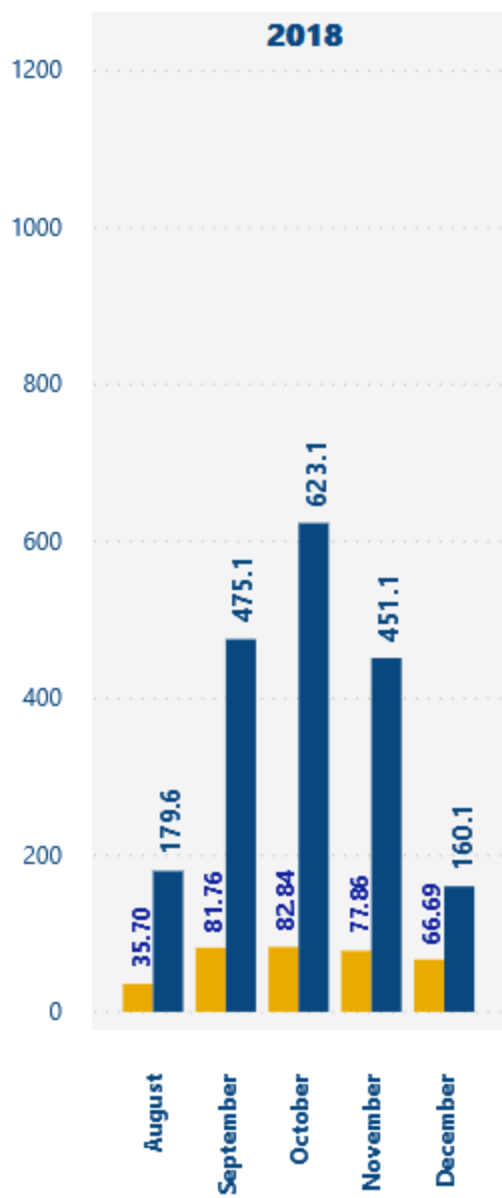
● Count of Person Id ● Count of Grade

2020SP CU Enrollment (as of 2/16/20) - 3,182

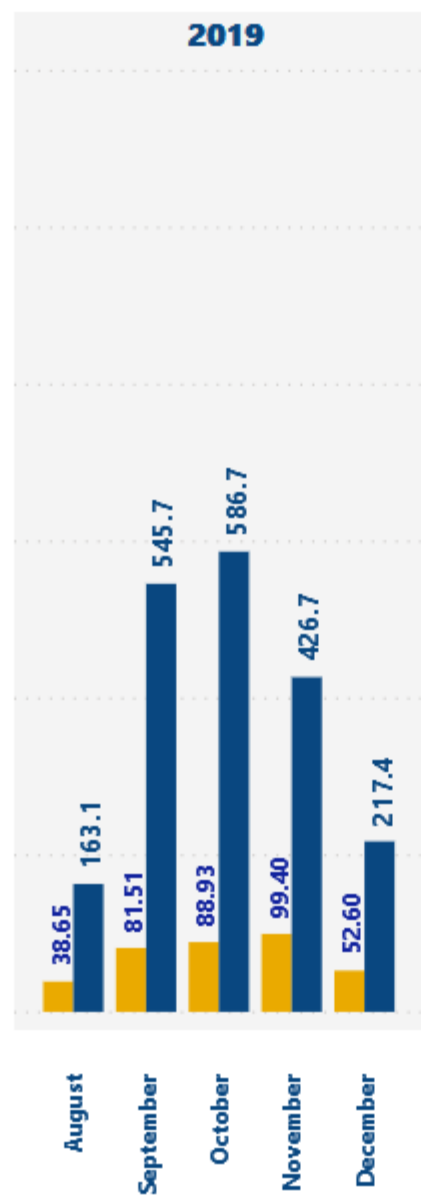


Fall Faculty "Student Engagement Levels" (In Hours)


● Tutor.com ● Academic Support Center



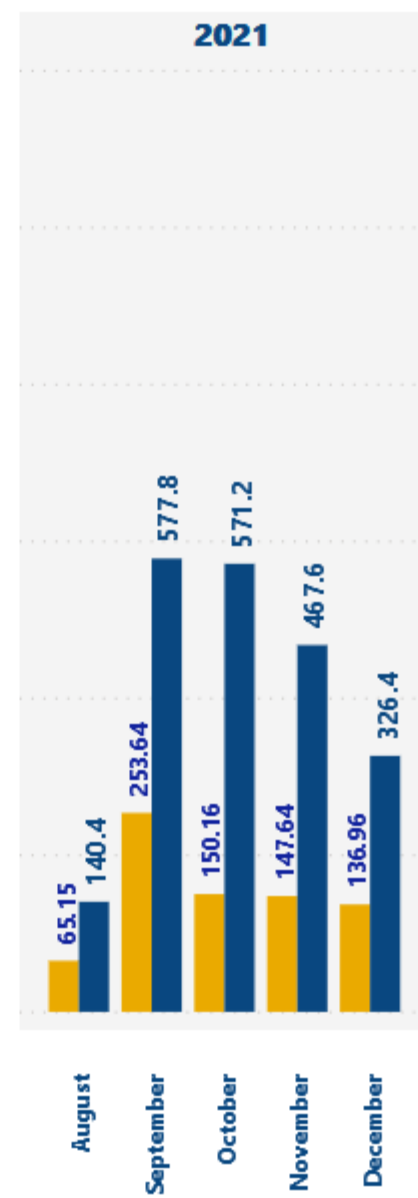
2018 Student Enrollment, 3073



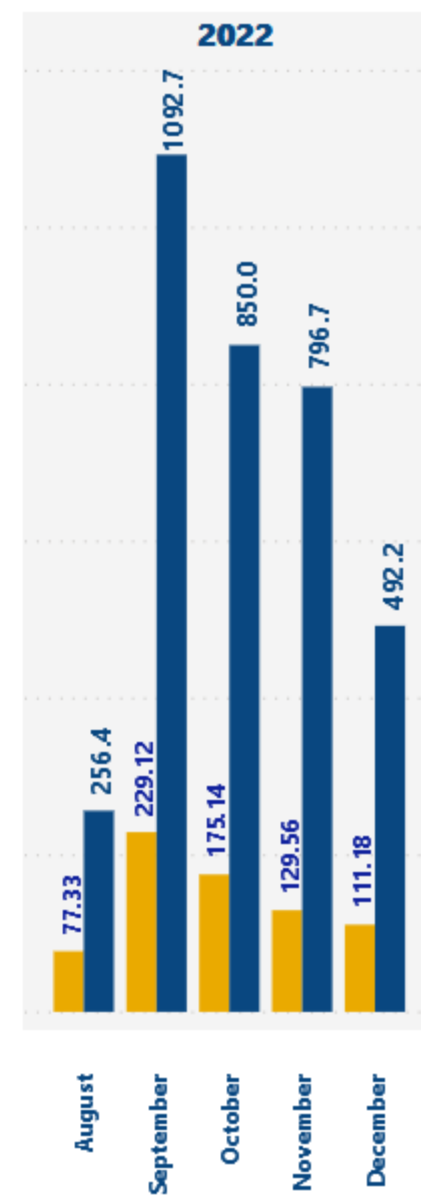
2019 Student Enrollment, 3382



2020 Student Enrollment, 3224



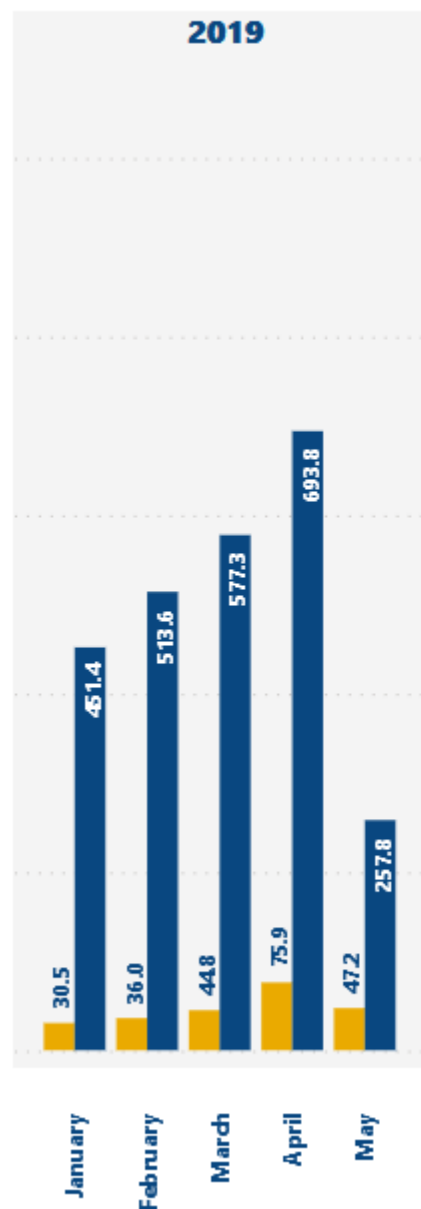
2021 Student Enrollment, 2962



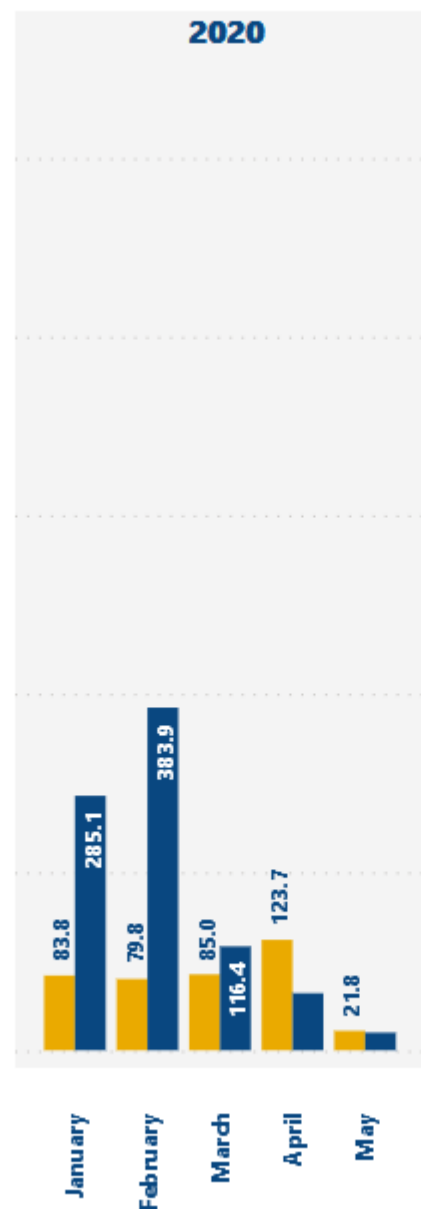
2022 Student Enrollment, 2953

Spring Faculty "Student Engagement Levels" (In Hours)


● Tutor.com ● Academic Support Center



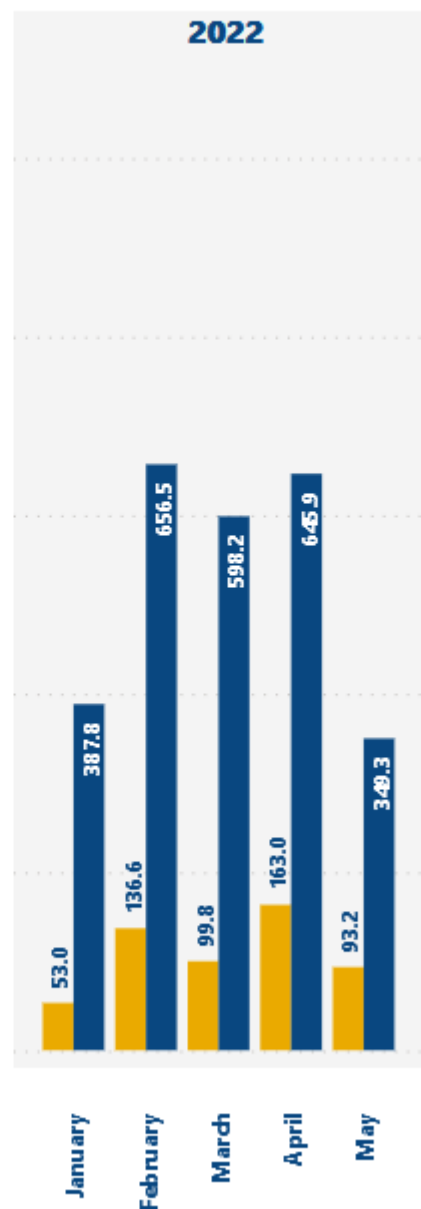
2019 Student Enrollment, 2916



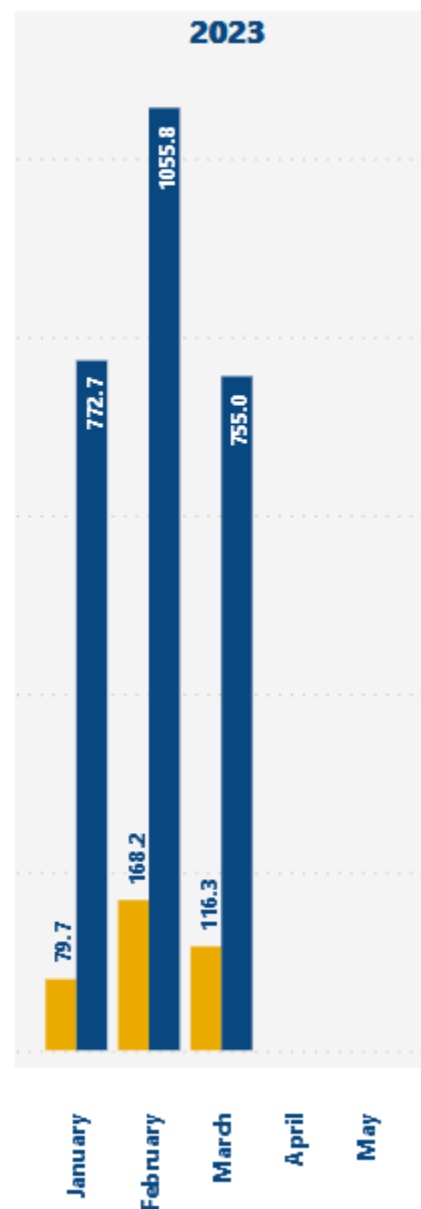
2020 Student Enrollment, 3176



2021 Student Enrollment, 2926



2022 Student Enrollment, 2745



2023 Student Enrollment, 2680

CHALLENGES

- **Funding**
 - Tutor.com ▪ Student tutors ▪ Coaches
- **Getting/keeping the right people in place**
- **Getting faculty on board with us**
- **Maintaining the momentum**

BENEFITS

- PM funding increase
- FTE funding increase (Skills Lab & success)
- Connection with faculty/departments
- Coaches getting students' "feet wet"
- Overall student success
- Hundreds more have passed out of ENG/MAT

Title

- Fdfdfdf
- Dfdfdfd
- Fdfdf

Thank you!



Alan Unsworth, Dean of Instructional Support
unswortha@surry.edu

Surry County Schools

- Reaching every student
 - How do we do it?
 - Difficulties?
 - Campus Visits

